

## Online Application and e-Payment

### Guide for applicants

Online applications facility launched by Kerala Motor Vehicles Department is functioning successfully for the past one and a half years. Provision for remittance of fees for various services and tax (for new non transport vehicles) online is now introduced. Links to the online payment pages of SBT/SBI are attached to the online application pages of the department website.

#### Prerequisites to avail e payment:

The applicant should have an Internet Banking / ATM facility enabled account in State Bank of India / State Bank of Travancore.

### How to apply online?

An example for online application and e payment for the **Registration services**

Log on to the website of Motor Vehicles Department [www.keralamvd.gov.in](http://www.keralamvd.gov.in)

Home

MOTOR VEHICLES DEPARTMENT, KERALA  
കേരള മോട്ടോർ വാഹന വകുപ്പ്

Home Forms Downloads Circulars Government Orders Notifications Fees

Friday, February 03 2012

**Information Services**

- Licence Details
- Vehicle Details
- Alloted Numbers
- Temp. Registration
- CALLS-Mock Test
- No reservation status
- Number Booking History
- Identify Vehicle
- Tax Calculator
- RTO File Status
- STA File Status
- Enforcement Login
- Employee Login
- Akshaya Login
- JansevanKendra Login

**Functionalities**

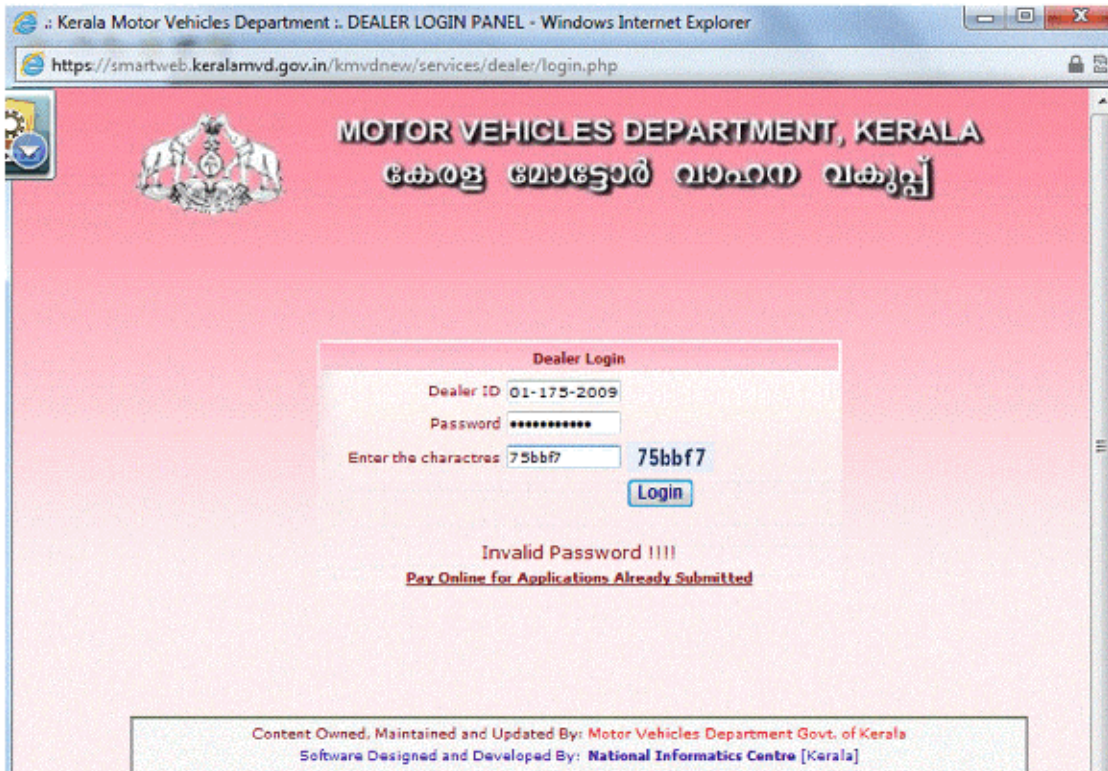
- Home
- Forms Downloads
- Circulars
- Government Orders

**e-Applications**

- New Learner's License
- License Particulars
- Change of Address in DL
- New Badge
- Addition of Class in DL
- Duplicate License
- License Renewal
- DL Change(OtherState)
- DealerLogin (New Reqn)
- RC Particulars
- Duplicate RC
- Change of Address in RC
- Registration Renewal
- Endorse Hypothecation
- Cancel Hypothecation
- Transfer of Ownership
- No Objection Certificate
- Re-Assignment (RMA)
- Fitness Certificate
- Complaint Registration
- e Applications Statistics

Inaugural ceremony of the Road Safety Decade 2011-2020 Programme held on 18.11.2011

Go to the e-Application section. Select the service sought by the applicant (Here the service is registration of a new vehicle)  
e-Application> Dealer login.



Give dealer ID and password.

User id for dealers are issued from the Regional/Sub Regional Transport Office concerned.



Then Dealers page is opened.

The screenshot shows a web browser window with the title "Kerala Motor Vehicles Department :- Windows Internet Explorer". The address bar displays "https://smartweb.keralamvd.gov.in/kmvdnew/services/dealer/dealerhome.php". The main content area features the Kerala Motor Vehicles Department logo and the text "MOTOR VEHICLES DEPARTMENT, KERALA" and "കേരള മോട്ടോർ വാഹന വകുപ്പ്". Below this, there are five navigation buttons: "Home", "Dealer Panel", "Vehicle Registration", "Change Password", and "Log Off". A welcome message reads "WELCOME KULATHUNKAL MOTORS, STATUE - TRIVANDRUM". A search box titled "Search Your Vehicle Details" contains two radio buttons for "Transaction ID" and "Chassis No", a text input field, and a "Retrieve" button. At the bottom, a footer box contains the following text: "Content Owned, Maintained and Updated By: Motor Vehicles Department Govt. of Kerala", "Software Designed and Developed By: National Informatics Centre [Kerala]", "Hosting and Network Services By: State Data Centre, Govt. of Kerala", "e-Transport Online Services Version 2.1", and "Nodal Officer : P.M Shaji, Joint RTO email : noss@keralamvd.gov.in".

For registering a new vehicle click the button 'Vehicle Registration'

Vehicle registration page is opened.

**Vehicle Registration**

Delivery Date	33/02/2012 *	Registration RTO	1 RTO, TRIVANDRUM *
Category	Non Transport *	Temp Registration RTO	1 RTO, TRIVANDRUM *
Vehicle Class	2 MOTOR CYCLE - ABOVE 90CC *	Owner's Name	TEST TEST *
Maker Name	240.HERO MOTO CORP LTD *	Guardian's Name	TEST TEST *
Maker Class	2 PASSION PRO *	Permanent Address	TEST TEST *
Chief Description	PASSION PRO *		TEST TEST *
Chassis No:	TEST12344 *		
Engine No:	TEST12344 *		
Body Type	avlu *	Temporary Address	
Color	black *		
B.M.F	111 *		
No. of Cylinders	1 *	Mobile Number	
Seat in all	2 *	E-Mail ID	
Cubic Capacity (C.C)	111 *	Hypothecation Name	
Unladen Weight (Kg)	111 *	Hypothecation Address	
Wheel Base (mm)	111 *		
Mfd.Gross wt (Kg)	111 *		
Maxt.Gross wt (Kg)	111 *		
Fuel	1 PETROL *		
Mfd Month & Year	January 2012 *		
Registered Price	144444 *		

Note: \* Fields are mandatory

**DECLARATION**

I hereby declare that, to the best of my knowledge and belief, the particulars given above are TRUE

**Submit**

Fill in the fields carefully since the information once given could not be changed after making payment. Ensure that **class of vehicle, Temporary Registration and Registration offices** are selected properly, **chassis number** and **engine number** are correct. Price of vehicle is **exactly the ex-showroom price**. Check disclaimer and submit.


The payment details page is opened

**TRANSACTION SUCCESSFUL !!!**

Transaction ID: 21A/78717/2012 \*

Cess	-----	₹ 50
Fees	-----	₹ 60
Service Charge	-----	₹ 50
Tax	-----	₹ 2667
<b>Total</b>	<b>-----</b>	<b>₹ 2827</b>

\* Please keep the transaction id for future reference

 **Print**

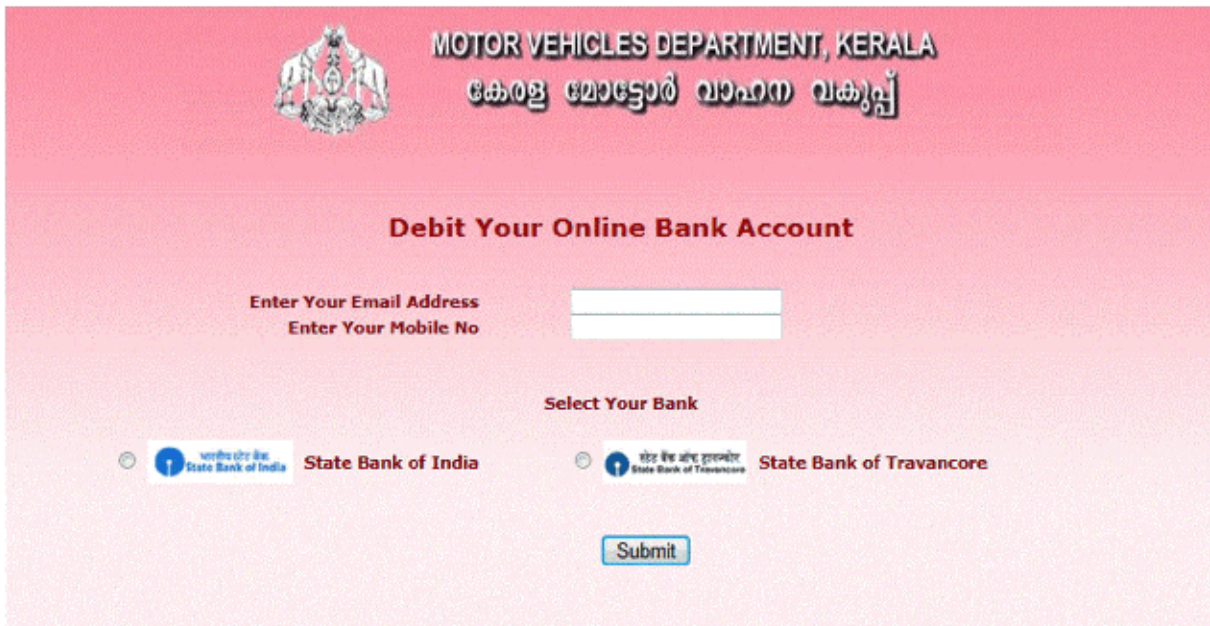
**Pay Online**

It displays the Fees, Service charge, Cess and Tax amount payable.



Click 'Pay Online' to proceed.

Bank selection page is opened.



**MOTOR VEHICLES DEPARTMENT, KERALA**  
**കേരള മോട്ടോർ വാഹന വകുപ്പ്**

**Debit Your Online Bank Account**

Enter Your Email Address  
Enter Your Mobile No

Select Your Bank

State Bank of India

State Bank of Travancore

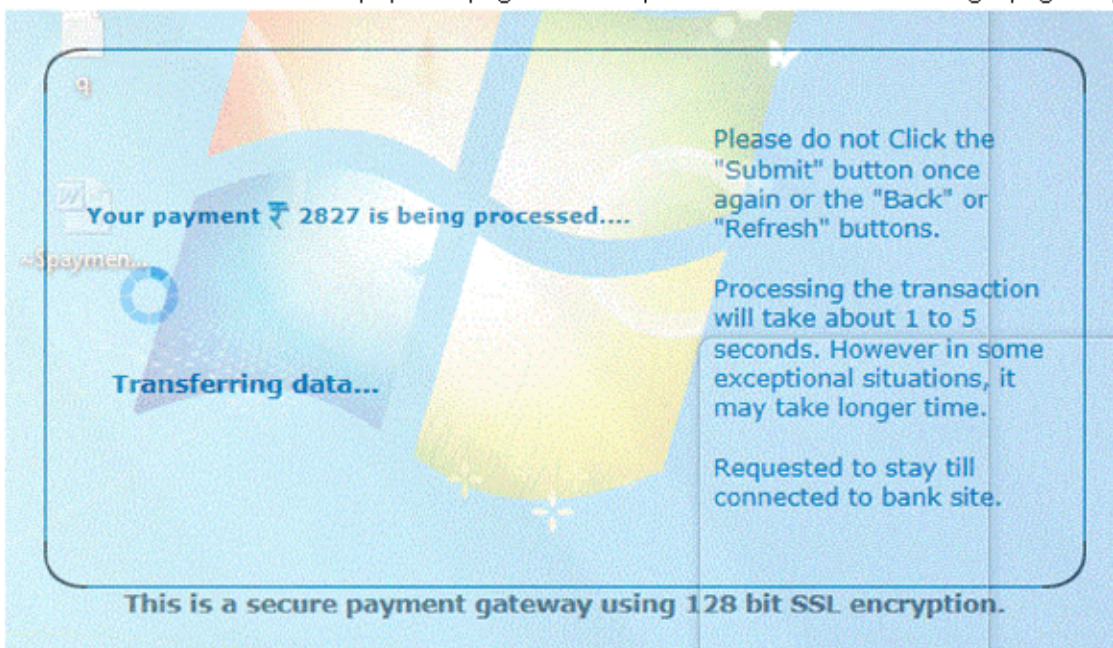
Submit

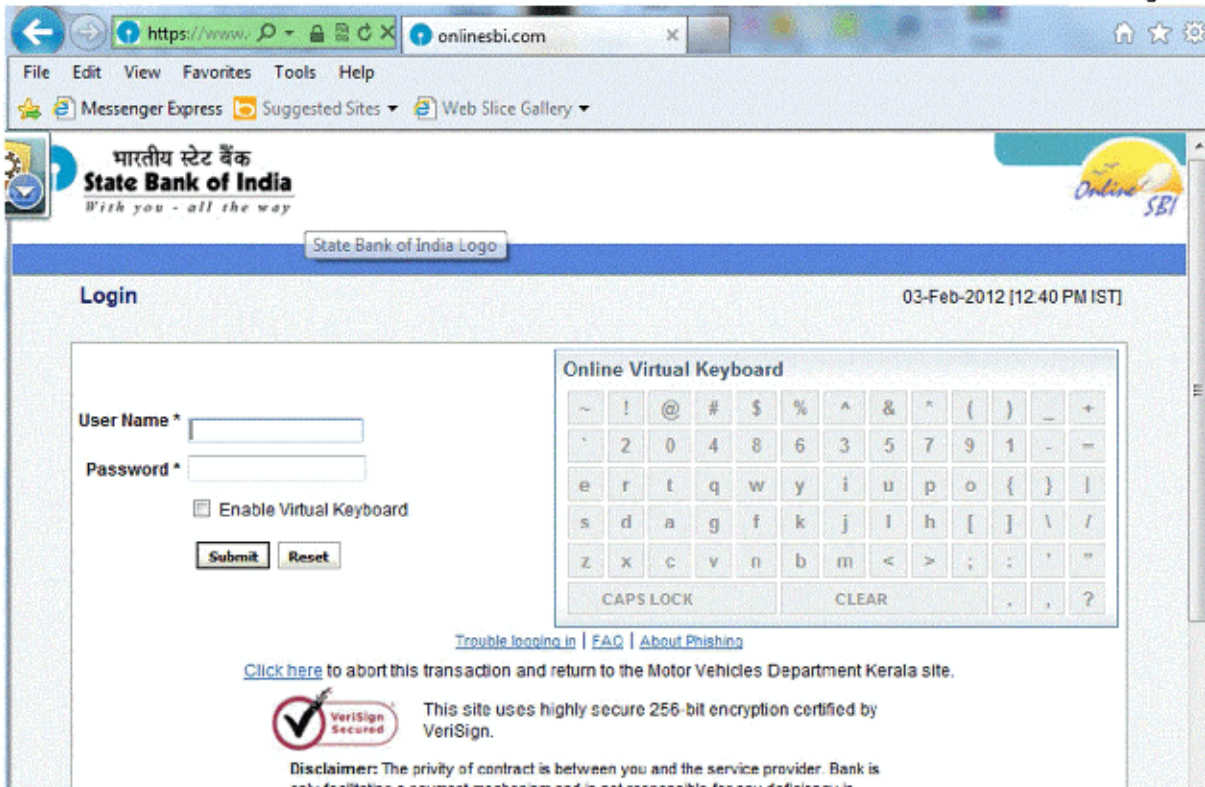
Give your email ID and mobile number

Select the bank (SBI/SBT)

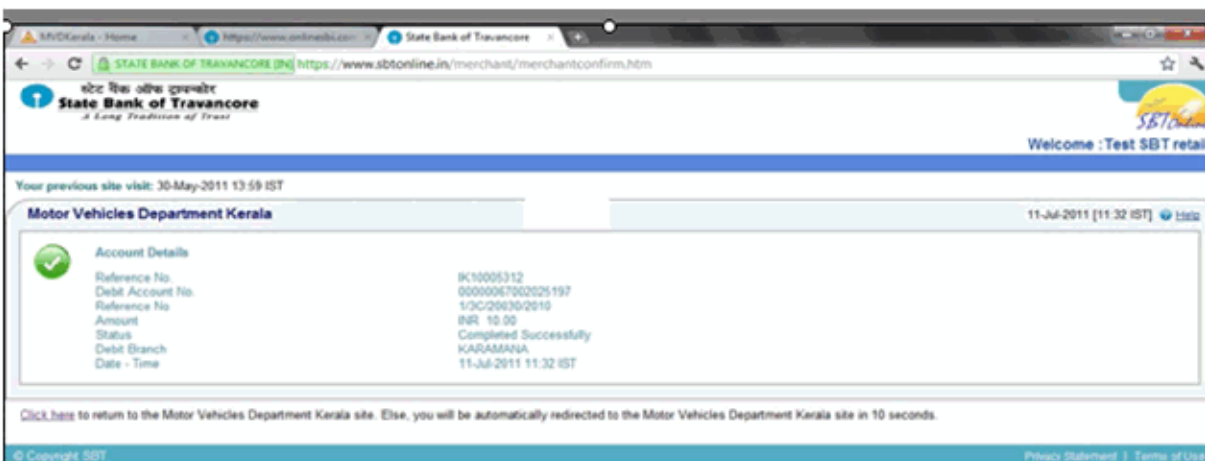
Submit

You are directed to the online payment page of the respective bank. Wait till the login page is opened.





Give Username and Password to proceed.



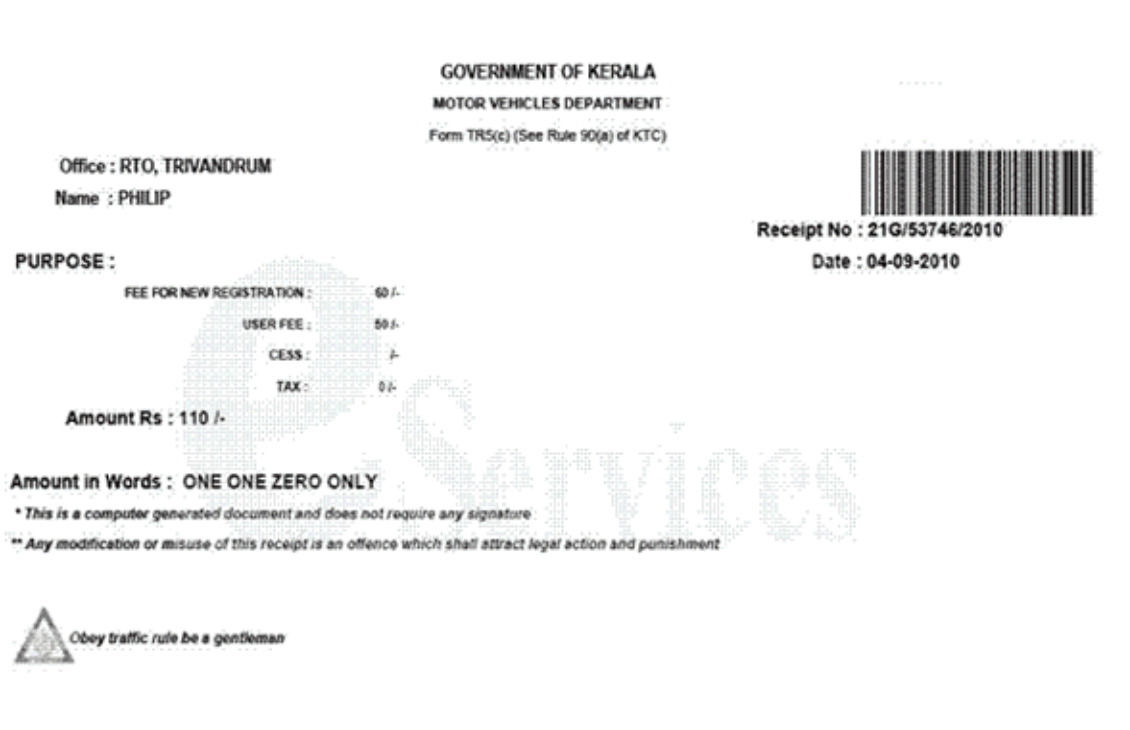
The payment description and account details are shown in the online payment page of the bank.



After completion of transaction user page is reloaded.



The user should take print out of the datasheet from the user page .



Online application and e-Payment is completed.

Produce the printout of the data sheet along with the application.

Example for online application and e payment for the License services

Application for a new license.

**Learners License Registration**

Choose your office: 1-RTO, TRIVANDRUM \*  
Choose your test date: 04-02-2012 \* Time: 12PM--1PM \*  
Candidate Name: TEST \*  
Guardian Name: TEST \*  
Date of birth: 02/02/1979 \* (dd/mm/yyyy)  
Gender:  Male  Female  
Blood group: A+ \*  
Present Address: TEST \*  
Line:2: TEST  
Line:3: TSET  
Line:4: TST  
Temporary / Official Address:  
Line:2:  
Line:3:  
Line:4:  
Nationality:  Indian  Others \*  
Mobile No: 1111111111  
Email ID: 11@gmail.com \*  
Educational Qualification: Graduate \*  
Identification Marks:  
1.   
2.   
[Next>>](#)

Click 'Next' Button. A class selection and photo upload page is opened.




The page leads to the payment description page.

Hello **TEST**,

Your application has been submitted successfully !!!!.

Registration and fee details shown below!!!

Application No	<b>3A/58993/2012</b>
Fees	Rs <b>360/-</b>
Service Charge	Rs <b>50/-</b>
Total Amount	Rs <b>410/-</b>
Test Date	<b>04/02/2012</b>
Test Time	<b>12PM--1PM</b>

 Please note your application number in your application form for further reference

**All Forms** [Print All](#)

[Pay Online](#)

The 'Pay Online' button leads to the online payment page of the bank as described earlier.

---